







# Manual Support-Tool „TeamViewer“

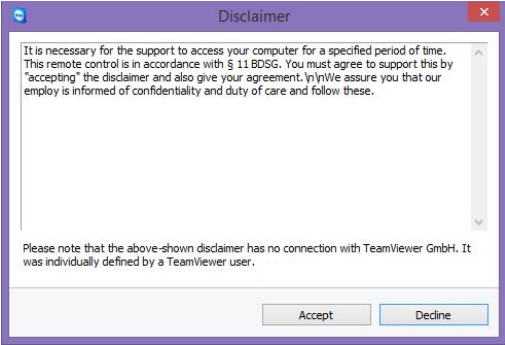

Created by:	Sigma Service Center – Dennis Glas
Date:	06/11/2015
Product:	Support-Tool „TeamViewer“
Service Phone:	+49 (0) 6321 / 91 20 - 118



## Installation Instructions

<p>1</p> 	<p>Please click the link you received via e-mail from our Service employee. Or enter the following address in Internet Explorer:</p> <p><a href="http://www.teamviewer.sigmasport.com">www.teamviewer.sigmasport.com</a></p>
<p>2</p> 	<p>Please choose your language from <b>German</b> and <b>English</b>.</p>

<p>3</p>	<p><b>SIGMA DATA CENTER Quick Support</b></p>  <p>Do you have any questions about DATA CENTER? Call us at Tel:</p> <p><b>+49(0)6321-9120-118</b></p> <p>If you wish a remote maintenance, you can download the proper version of TeamViewer here.</p> <p>Please choose the desired version of the support tool TeamViewer:</p> <div style="display: flex; justify-content: space-around;"> <div style="border: 1px solid black; padding: 5px; text-align: center;"> <p>Windows</p>  </div> <div style="border: 1px solid black; padding: 5px; text-align: center;"> <p>Mac</p>  </div> </div>	<p>Then choose from <b>Windows</b> and <b>Mac</b>, depending on the system software you use.</p>
<p>4</p>	<p><b>download windows</b></p>  <p>Please download the windows version that the support with a windows system is possible.</p>	<p>The download starts after a click on <b>Start download</b>.</p> <p>Then start/open the software „Teamviewer“ please.</p>

<p>5</p>		<p>You need to confirm the disclaimer by clicking <b>Accept</b>.</p>
<p>6</p>	 <p>(Achtung: Diese ID-Nummer &amp; Passwort ist nur exemplarisch)</p>	<p>When you are now talking to the SIGMA Service employee on the phone, you can tell him <b>Your ID</b> and the <b>Password</b>.</p> <p><b>IMPORTANT NOTICE:</b> Please start the software <b>Teamviewer</b> just shortly before the time of the appointment you made with the SIGMA Service employee and have your <b>ID</b> and <b>Password</b> ready. Thank you very much.</p>